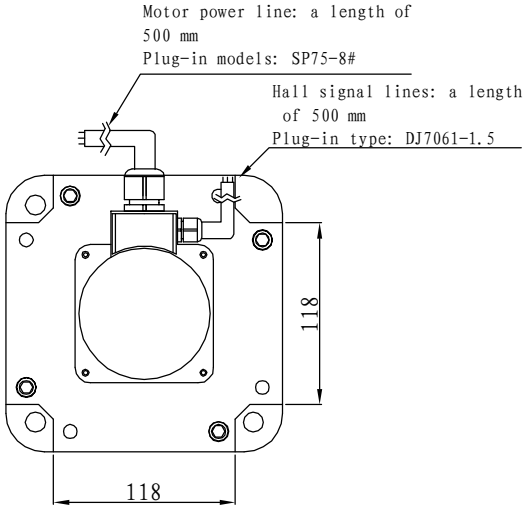
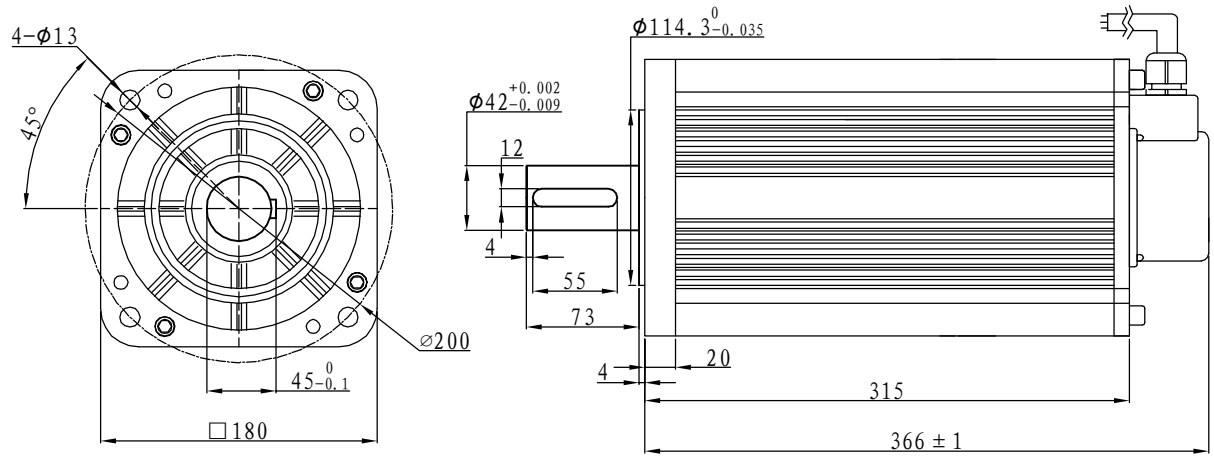
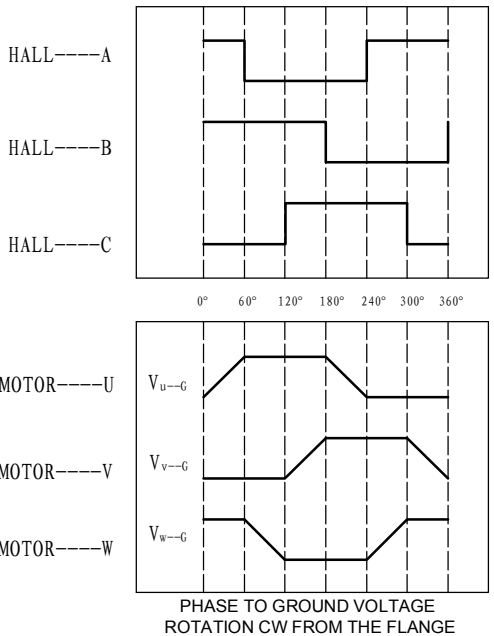


Demension



Motor to Hall Relationship



Line Define

Power Wire

Red	Motor U
Yellow	Motor V
Blue	Motor W

Feedback Wire

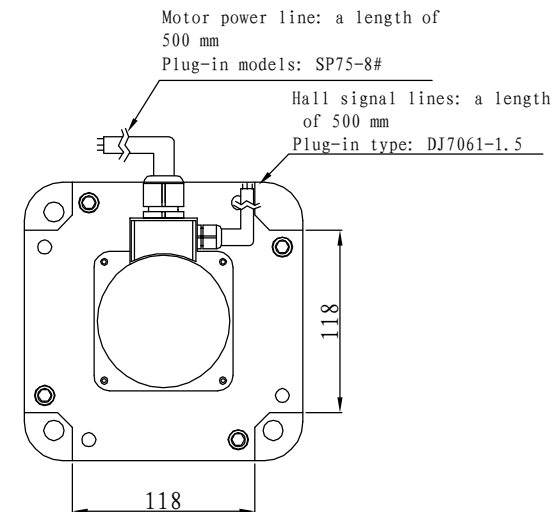
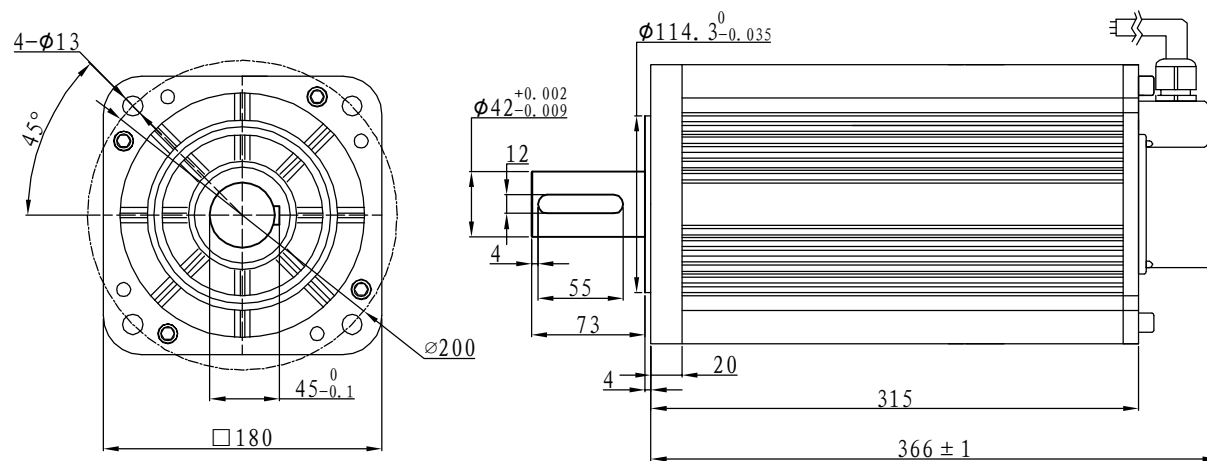
Hall line colour	Hall signal definition	Plug serial number
Orange and black	5V	1
Orange	0V	2
Yellow	Hall A	4
Blue	Hall B	5
Green	Hall C	6

Tecnichal Data

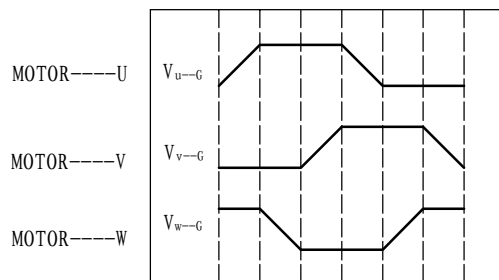
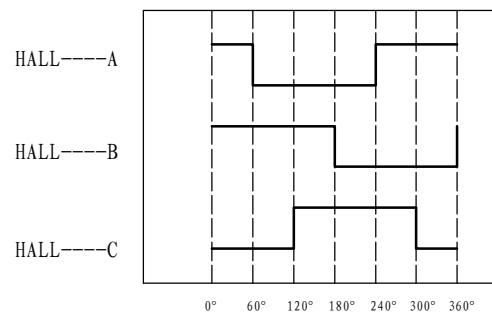
Type	180WD-M50010-48V
Power (KW)	5.2
Rated voltage (V)	48
Rated current (A)	128
Rated speed (rpm)	1000
Rated torque (NM)	50
Rotor inertia (Kgm2)	165
Protection rank	IP65
Insulation rank	F
Appropriate environment	Temperature: 0 ~ 50°C Humidity: <90% (No dewdrop)
Motor weight (KG)	38

Demension

Brushless



Motor to Hall Relationship



PHASE TO GROUND VOLTAGE
ROTATION CW FROM THE FLANGE

Line Define

Power Wire

Red	Motor U
Yellow	Motor V
Blue	Motor W

Feedback Wire

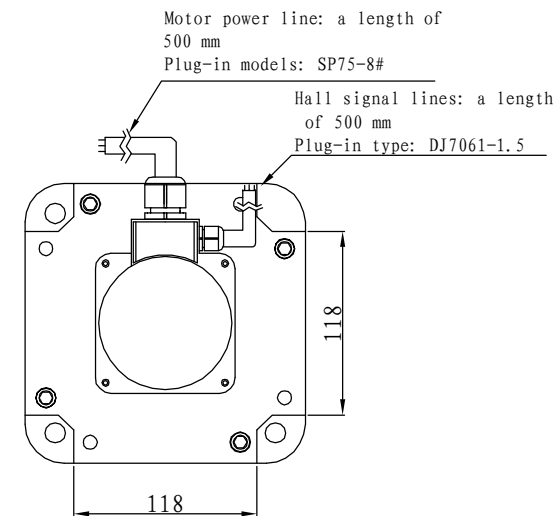
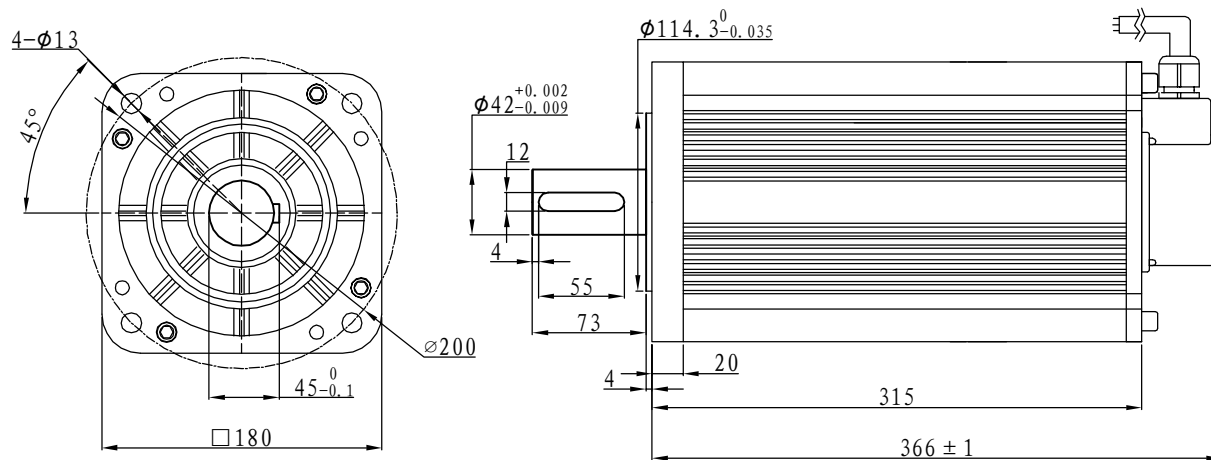
Hall line colour	Hall signal definition	Plug serial number
Orange and black	5V	1
Orange	0V	2
Yellow	Hall A	4
Blue	Hall B	5
Green	Hall C	6

Tecnichal Data

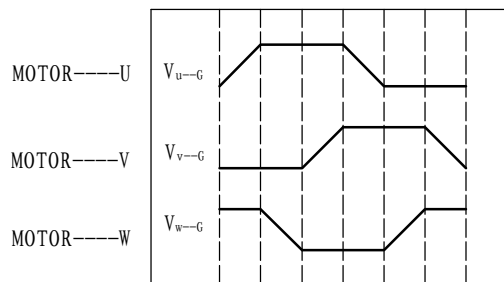
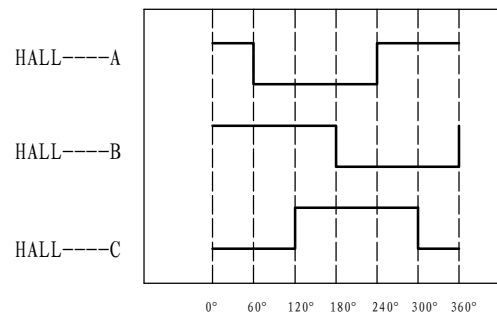
Type	180WD-M50010-72V
Power (KW)	5.2
Rated voltage (V)	72
Rated current (A)	86
Rated speed (rpm)	1000
Rated torque (NM)	50
Rotor inertia (Kgcm ²)	165
Protection rank	IP65
Insulation rank	F
Appropriate environment	Temperature: 0 ~ 50°C Humidity: <90% (No dewdrop)
Motor weight (KG)	38

Demension

Brushless



Motor to Hall Relationship



PHASE TO GROUND VOLTAGE
ROTATION CW FROM THE FLANGE

Line Define

Power Wire

Red	Motor U
Yellow	Motor V
Blue	Motor W

Feedback Wire

Hall line colour	Hall signal definition	Plug serial number
Orange and black	5V	1
Orange	0V	2
Yellow	Hall A	4
Blue	Hall B	5
Green	Hall C	6

Tecnichal Data

Type	180WD-M50010-96V
Power (KW)	5.2
Rated voltage (V)	96
Rated current (A)	64
Rated speed (rpm)	1000
Rated torque (NM)	50
Rotor inertia (Kgcm ²)	165
Protection rank	IP65
Insulation rank	F
Appropriate environment	Temperature: 0 ~ 50°C Humidity: < 90% (No dewdrop)
Motor weight (KG)	38